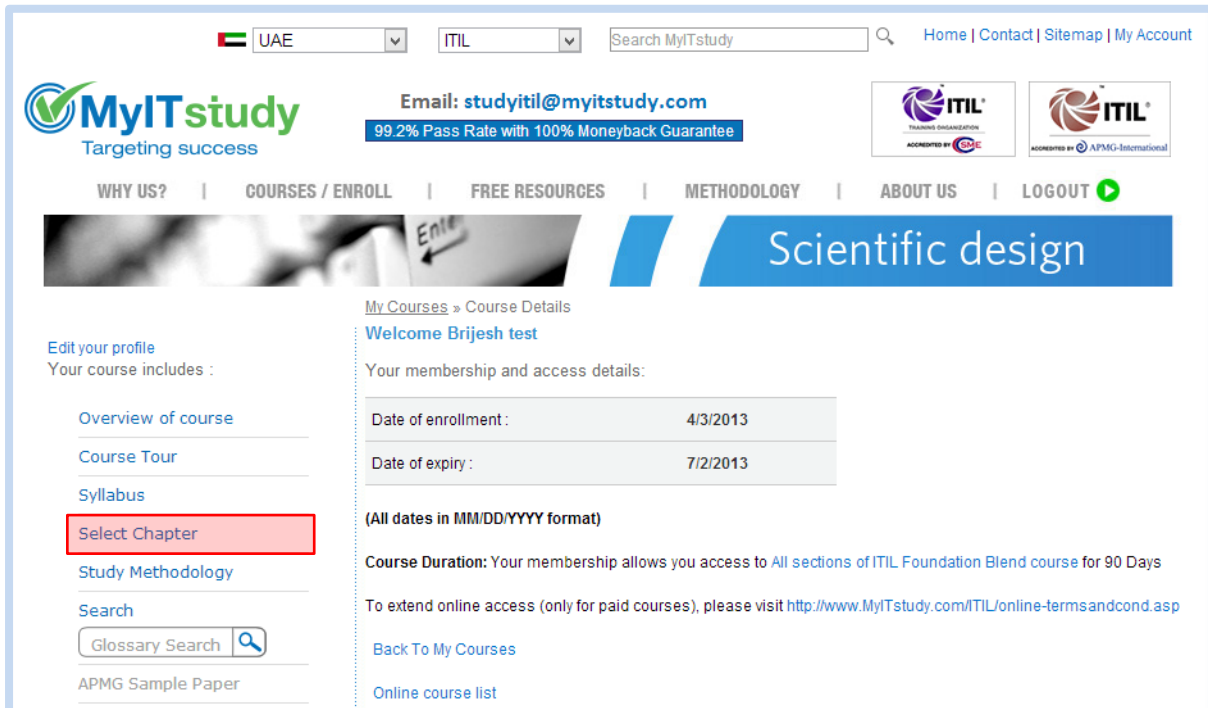


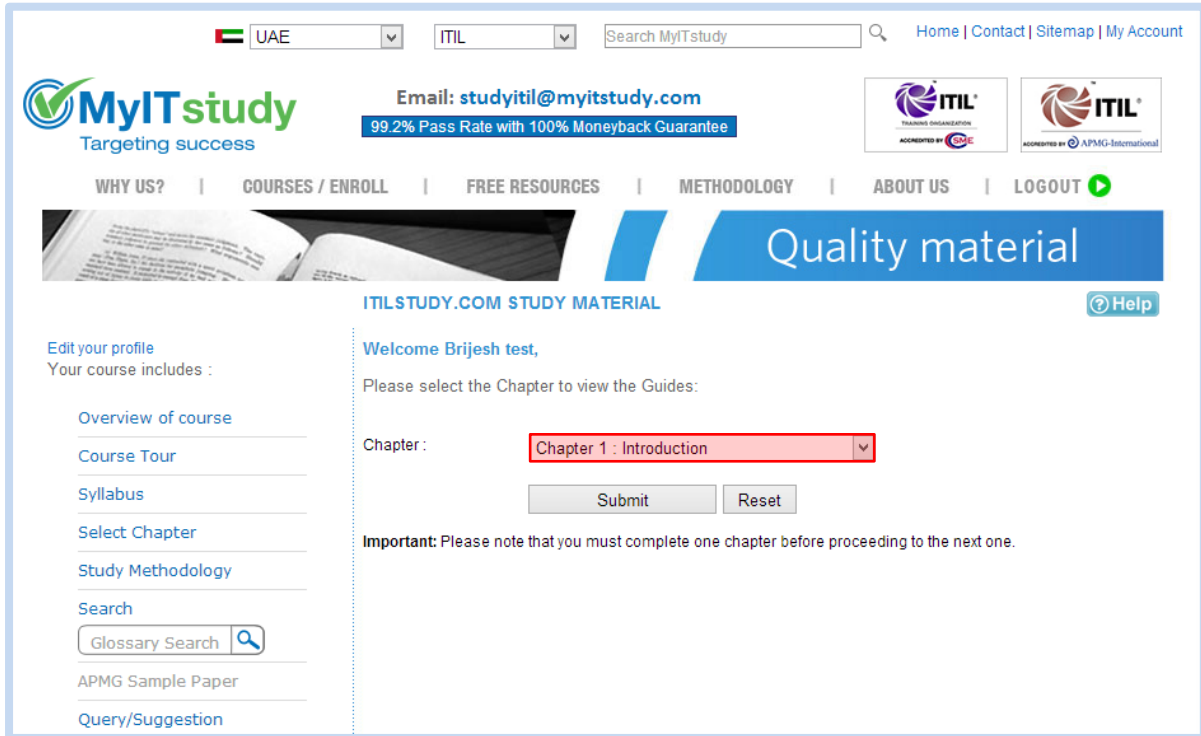
How to subscribe and access MyITstudy Podcast?

1. Visit www.MyITstudy.com
2. Log in to your account using your email ID and password.
3. Click on [Please click here to access your course](#) to access your course.
4. On the left hand side menu bar, click on 'Select Chapter.'



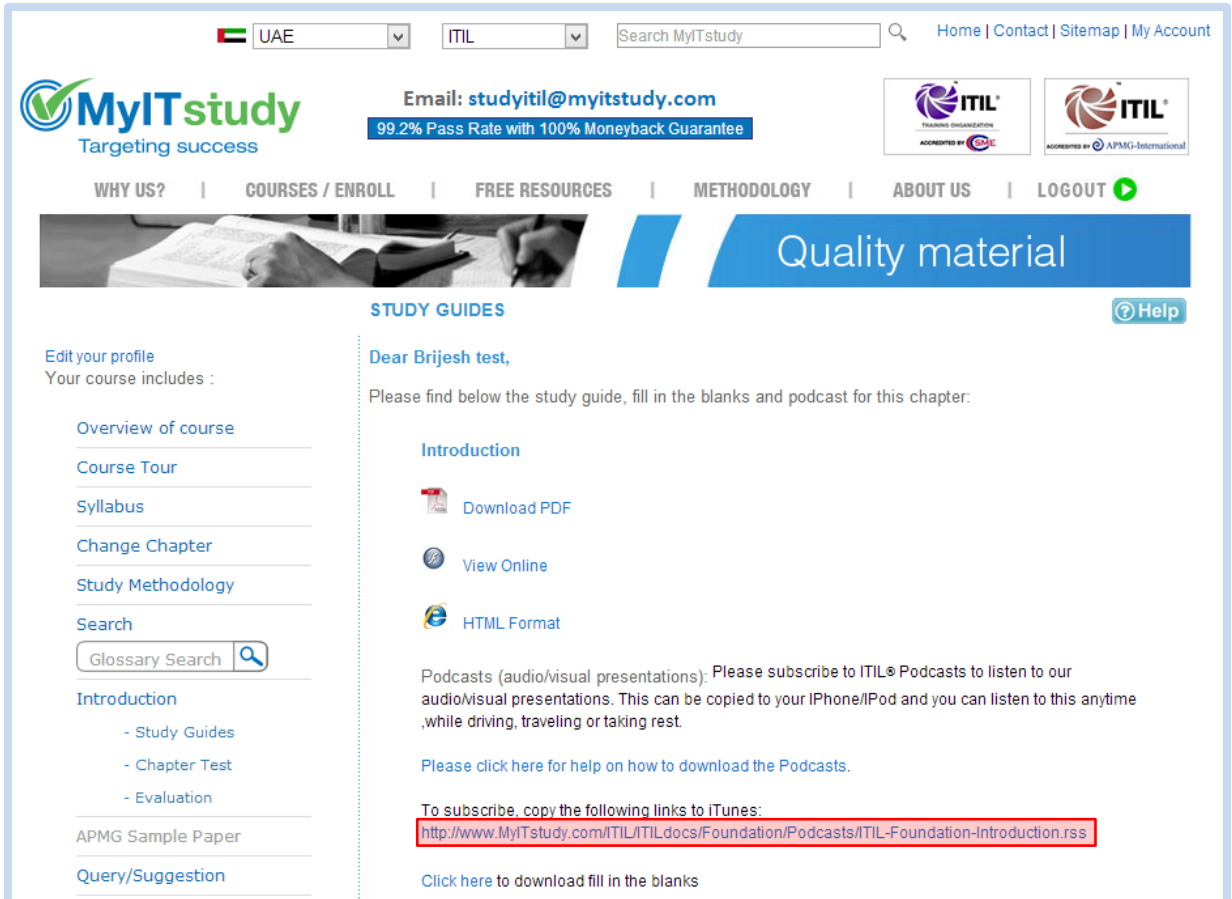
The screenshot shows the MyITstudy website interface. At the top, there is a navigation bar with a language dropdown set to 'UAE', a course dropdown set to 'ITIL', and a search bar. The main header includes the MyITstudy logo, email address 'studyitil@myitstudy.com', and a '99.2% Pass Rate with 100% Moneyback Guarantee' badge. Below the header is a navigation menu with links for 'WHY US?', 'COURSES / ENROLL', 'FREE RESOURCES', 'METHODOLOGY', 'ABOUT US', and 'LOGOUT'. A large blue banner for 'Scientific design' is visible. The main content area is divided into two columns. The left column contains a sidebar menu with options: 'Edit your profile', 'Your course includes:', 'Overview of course', 'Course Tour', 'Syllabus', 'Select Chapter' (highlighted with a red box), 'Study Methodology', 'Search', 'Glossary Search', and 'APMG Sample Paper'. The right column displays 'My Courses » Course Details' for 'Scientific design', welcoming 'Brijesh test' and showing membership details: 'Date of enrollment: 4/3/2013' and 'Date of expiry: 7/2/2013'. It also includes a 'Course Duration' section stating 90 days of access and a link to 'Back To My Courses'.

5. From the drop down menu, select the Chapter which you would like to listen to in the Podcast. Please note that only when you have completed the evaluation test at the end of each chapter will the next chapter be available.



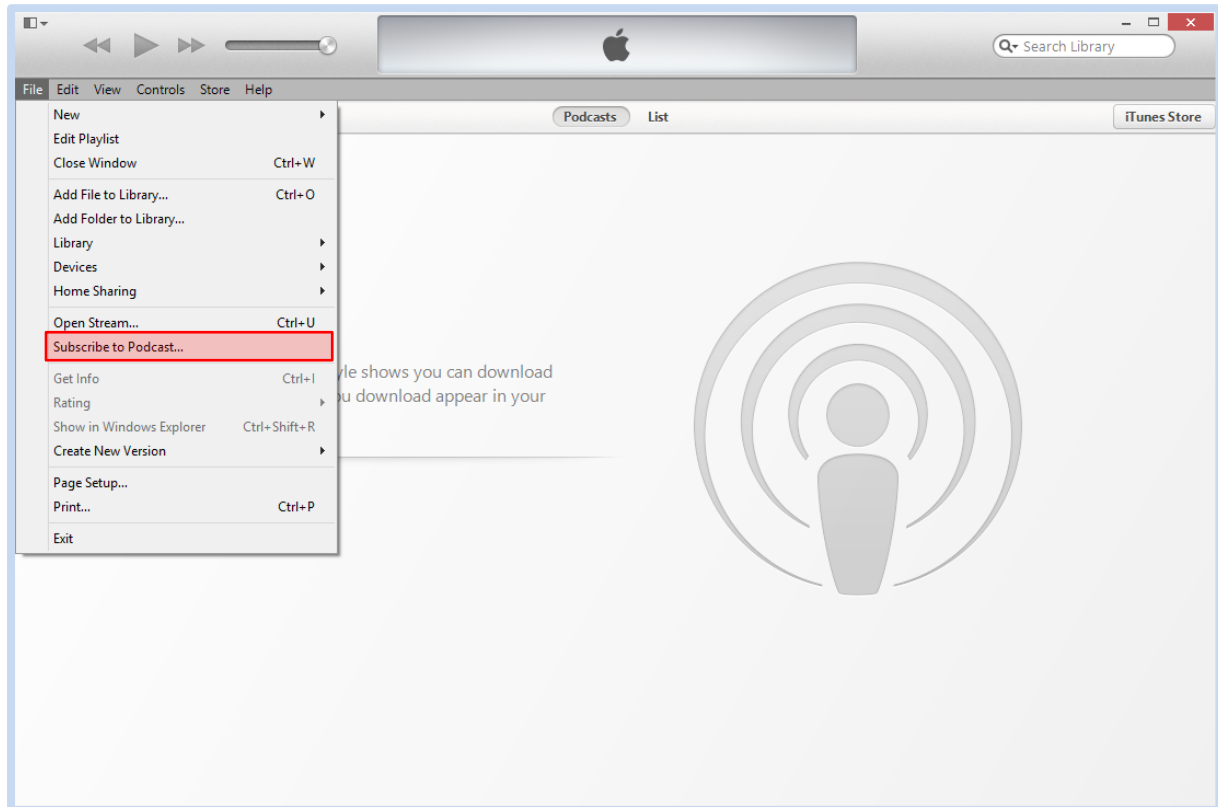
The screenshot displays the MyITstudy website interface. At the top, there is a navigation bar with a language dropdown set to 'UAE', a course dropdown set to 'ITIL', and a search bar. The main header includes the MyITstudy logo, contact information (Email: studyitil@myitstudy.com, 99.2% Pass Rate with 100% Moneyback Guarantee), and accreditation logos for ITIL and APMG-International. A navigation menu lists 'WHY US?', 'COURSES / ENROLL', 'FREE RESOURCES', 'METHODOLOGY', 'ABOUT US', and 'LOGOUT'. Below the header is a banner for 'Quality material' with the text 'ITILSTUDY.COM STUDY MATERIAL' and a 'Help' button. The main content area is titled 'Welcome Brijesh test,' and prompts the user to 'Please select the Chapter to view the Guides:'. A dropdown menu is set to 'Chapter 1 : Introduction', with 'Submit' and 'Reset' buttons below it. An important note states: 'Important: Please note that you must complete one chapter before proceeding to the next one.' On the left side, there is a sidebar with links for 'Edit your profile', 'Your course includes:', 'Overview of course', 'Course Tour', 'Syllabus', 'Select Chapter', 'Study Methodology', 'Search', 'Glossary Search', 'APMG Sample Paper', and 'Query/Suggestion'.

6. Since MyITstudy's training model is based on continuous learning, each Chapter is available as a separate episode. To subscribe, you have to copy each episode link to your iTunes/iPhone/iPod.

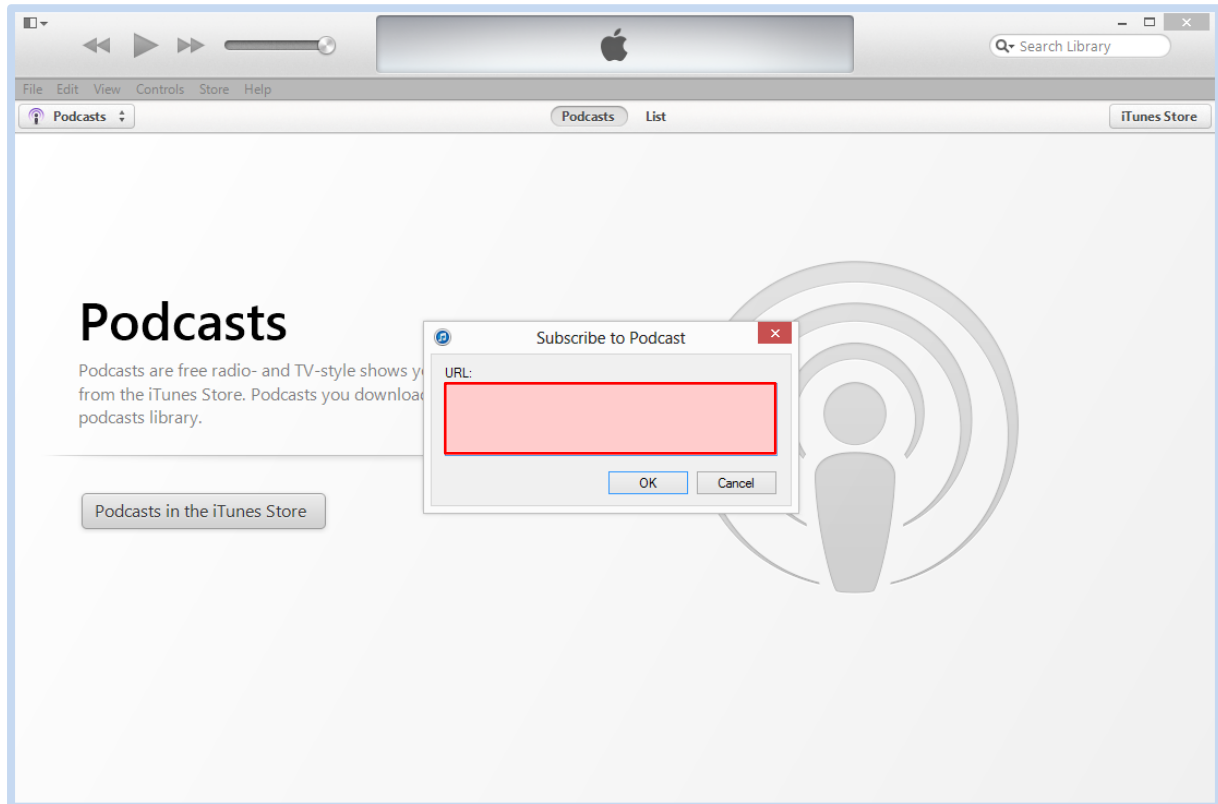


The screenshot shows the MyITstudy website interface. At the top, there is a navigation bar with a language dropdown set to UAE, a course dropdown set to ITIL, a search bar, and links for Home, Contact, Sitemap, and My Account. The MyITstudy logo and tagline 'Targeting success' are on the left. The email address 'studyitil@myitstudy.com' and a '99.2% Pass Rate with 100% Moneyback Guarantee' are displayed in the center. Two ITIL accreditation logos (ITIL Foundation and ITIL Intermediate) are on the right. Below the navigation bar, there are menu items: WHY US?, COURSES / ENROLL, FREE RESOURCES, METHODOLOGY, ABOUT US, and LOGOUT. A banner image shows hands reading a book, with the text 'Quality material' overlaid. The main content area is titled 'STUDY GUIDES' and includes a 'Help' button. A personalized message reads: 'Dear Brijesh test, Please find below the study guide, fill in the blanks and podcast for this chapter:'. Under the heading 'Introduction', there are three options: 'Download PDF', 'View Online', and 'HTML Format'. A paragraph about podcasts states: 'Podcasts (audio/visual presentations): Please subscribe to ITIL® Podcasts to listen to our audio/visual presentations. This can be copied to your iPhone/iPod and you can listen to this anytime while driving, traveling or taking rest. Please click here for help on how to download the Podcasts.' Below this, it says 'To subscribe, copy the following links to iTunes:' followed by a red-bordered link: <http://www.MyITstudy.com/ITIL/ITILdocs/Foundation/Podcasts/ITIL-Foundation-Introduction.rss>. At the bottom, there is a link: 'Click here to download fill in the blanks'. On the left side of the page, there is a sidebar with 'Edit your profile' and 'Your course includes :'. Under 'Your course includes', there are links for 'Overview of course', 'Course Tour', 'Syllabus', 'Change Chapter', 'Study Methodology', 'Search', 'Glossary Search', 'Introduction' (with sub-links for 'Study Guides', 'Chapter Test', and 'Evaluation'), 'APMG Sample Paper', and 'Query/Suggestion'.

7. Start iTunes in your PC/Laptop/iPhone/iPod, click on the 'File' tab, and select 'Subscribe to Podcast.'



8. In the box that appears, paste the link to the selected episode and click 'OK'



9. Once the Podcast episode is downloaded to your iTunes, you can then sync it to your iPhone/iPod and start listening to the Podcast.

